APPROVED BY:

Ver		
Ver		

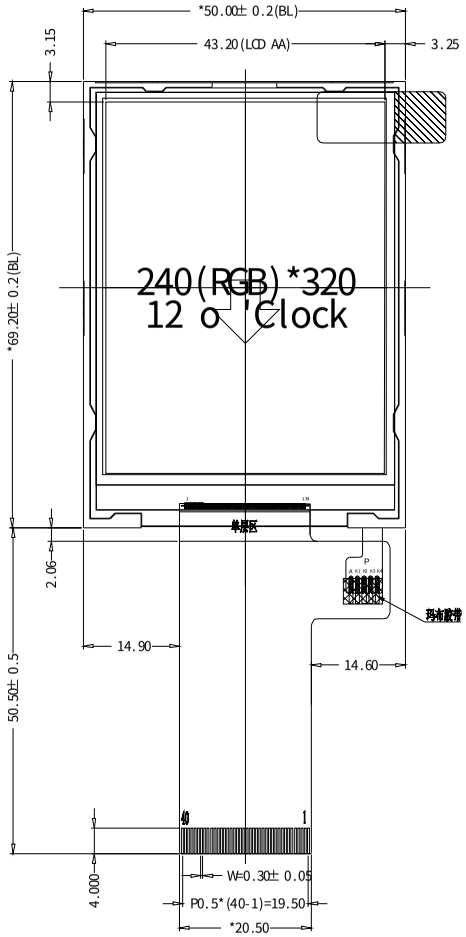

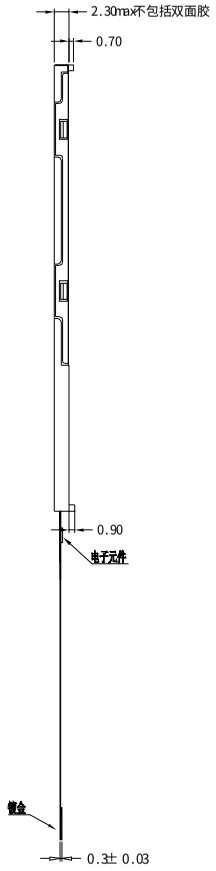

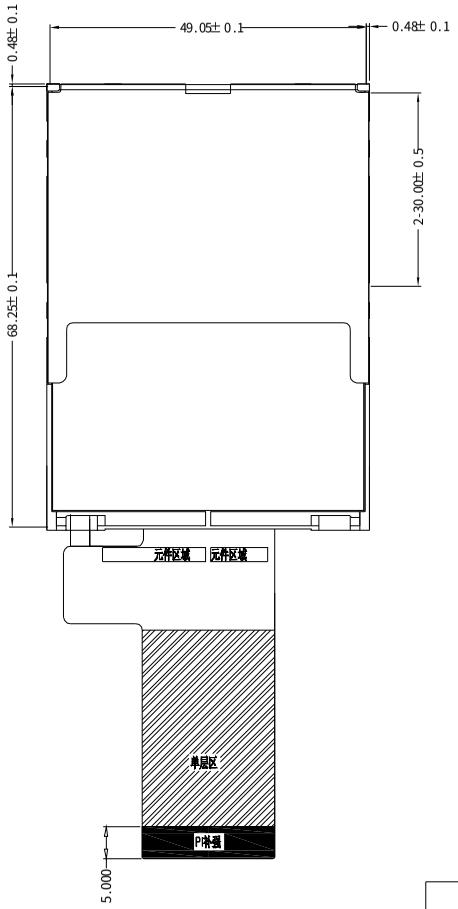

PIN	SYMBOL
1	GND
2	TE
3	RESET
4	R5
5	R4
6	R3
7	R2
8	R1
9	R0
10	G5
11	G4
12	G3
13	G2
14	G1
15	G0
16	B5
17	B4
18	B3
19	B2
20	B1
21	B0
22	SDO
23	SDI
24	SCL
25	CS
26	VCC
27	VCC
28	LEDA
29	LEDK
30	LEDK
31	LEDK
32	LEDK
33	VSYNC
34	HSYNC
35	GND
36	CLK
37	GND
38	DEN
39	GND
40	GND

NOTE:

1. GENERAL TOLERANCE: ±0.2mm
2. THE PART OF *ARE THE KEY DIMENSION TO CONTROL

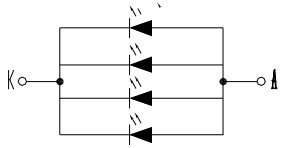

LED CIRCUIT DIAGRAM

LCD TYPE	TFT	BACKLIGHT COLOR	WHITE
POLARIZER TYPE	TRANSMISSIVE	FRAME TYPE	---------
DISPLAY TYPE	POSITIVE	DATA TRANSFER	---------
LCD COLOR	262K	CONNECTOR TYPE	FPC
VIEWING ANGLE	12:00	TECHNOLOGY	COG
OPERATING TEMP	-20° C ~ +70° C	DC-DC IC	---------
STORAGE TEMP	-30° C ~ +80° C	LCD DUTY	1/320
BACKLIGHT TYPE	WHITE LED	LCD BIAS	---------
CONTROLLER IC	ILI9341V		ROHS
REMARKS	VCC=2.8V, IOVCC=1.8/2.8V , VLED=3.2V(60mA)		

深圳市同鑫达科技有限公司

PRODUCT NO.	HP-280016-V1				
DRAWN BY	SZH	SCALE	1:1	REV.	V1
CHECKED BY		PAGE	1/1		
APPROVED BY		UNIT	mm		

发至：■ 技术部 ■ COG质量 ■ COB质量 ■ 测架

由 Autodesk 教育版产品制作